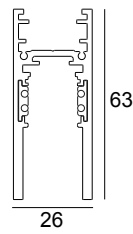




SLM26H - PROFILE 2m B  
23359 0020 B

AVAILABLE IN  
**BLACK** 23359 0020 B  
**BRONZE BRUSHED** 23359 0020 BRB  
**POLISHED ALUMINIUM** 23359 0020 PA  
**WHITE** 23359 0020 W



 [View on website](#)

General info	
LOCATION	indoor
INSTALLATION	Ceiling Surface mounted,Ceiling Suspended,Wall Surface mounted
WEIGHT (KG)	2.7
INFORMATION	L : 2m 2 x 48V conductors 2 DIM CONDUCTORS (For individual DALI dimming)
Electrical info	
CLASS	III

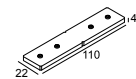
For detailed installation instructions, please consult the manual: [23359\\_00X0\\_HAND.pdf](#)

SLM26H - PROFILE 2m B

23359 0020 B

COMPATIBLE PARTS


Corners



**23359 0620** SLM26H - CORNER 180°



**23359 0690** SLM26H - CORNER SET R 90°





**23359 0700** SLM26H - CORNER SET R 135°





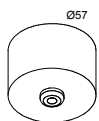
**23359 9640** SLM26H - CORNER SET 90°



## SLM26H - PROFILE 2m B

23359 0020 B

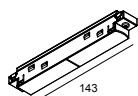
### Current supply



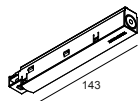
**203 99 55** CABLE BASE R



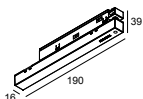
**203 99 56** CABLE BASE S



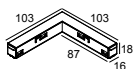
**420 99 01** SPM - CONNECTOR 48V - 180°



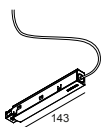
**420 99 03** SPM - SUPPLY 48V



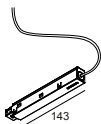
**21032 0030** SMART 48 MODULATOR PLUG-IN WD



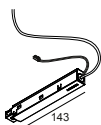
**23300 9920** SPM - CONNECTOR 48V - 90°



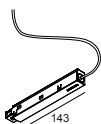
**23359 2120** SLM - CURRENT SUPPLY SET 2 x 0,75mm² 1,6m MDL



**23359 2140** SLM - CURRENT SUPPLY SET 4 x 0,75mm² 1,6m DIM5



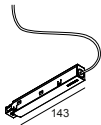
**23359 2160** SLM - CURRENT SUPPLY SET 6 x 0,75mm² 1,6m DIM5 UP



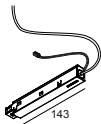
**23359 2220** SLM - CURRENT SUPPLY SET 2 x 0,75mm² 1,6m BLACK MDL

SLM26H - PROFILE 2m B

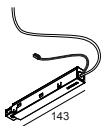
23359 0020 B



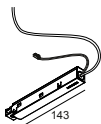
**23359 2240** SLM - CURRENT SUPPLY SET 4 x 0,75mm<sup>2</sup> 1,6m BLACK DIM5



**23359 2260** SLM - CURRENT SUPPLY SET 6 x 0,75mm<sup>2</sup> 1,6m BLACK DIM5 UP



**23359 2340** SLM - CURRENT SUPPLY SET 4 x 0,75mm<sup>2</sup> 1,6m MDL UP



**23359 2440** SLM - CURRENT SUPPLY SET 4 x 0,75mm<sup>2</sup> 1,6m BLACK MDL UP

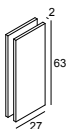
Electric connection parts



**15225 0360** CONNECTION ST



End caps



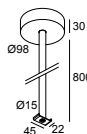
**23359 0320** SLM26H - END CAP SET



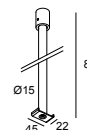
## SLM26H - PROFILE 2m B

23359 0020 B

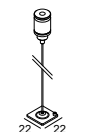
### Fixation components



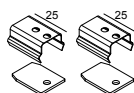
**23358 1510** SLM - ROD SUSPENSION 0,8m + CONNECTION



**23358 1520** SLM - ROD SUSPENSION 0,8m

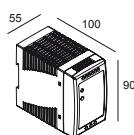


**23359 0510** SLM - CABLE SUSPENSION SINGLE 1,6m

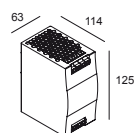


**23359 1410** SLM26H - FIXATION SET

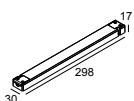
### LED power supplies



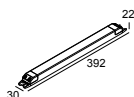
**300 89 48 100** LED POWER SUPPLY 48V-DC / 100W DIN



**300 89 48 240** LED POWER SUPPLY 48V-DC / 240W DIN



**21012 0230** LED POWER SUPPLY 48V-DC / 100W

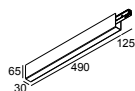


**21012 0240** LED POWER SUPPLY 48V-DC / 200W

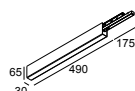
## SLM26H - PROFILE 2m B

23359 0020 B

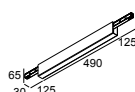
### Power box



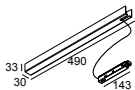
**23380 0030** SLM26H - POWERBOX 48V-DC / 100W



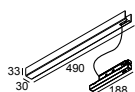
**23380 004W** SLM26H - POWERBOX 48V-DC / 100W WD



**23380 0050** SLM26H - MID POWERBOX 48V-DC / 100W



**23380 0060** SLM26 - C POWERBOX 48V-DC / 100W



**23380 007W** SLM26 - C POWERBOX 48V-DC / 100W WD



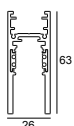
**23380 0080** SLM26 - POWERBOX IN 48V-DC / 100W NO DIM



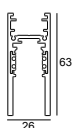
**23380 0090** SLM26 - POWERBOX IN 48V-DC / 100W FOR DALI DIM



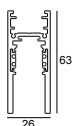
### Profile



**23359 0010** SLM26H - PROFILE 1m



**23359 0020** SLM26H - PROFILE 2m



**23359 0030** SLM26H - PROFILE 3m

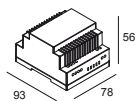


## SLM26H - PROFILE 2m B

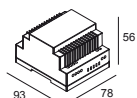
23359 0020 B

### SMART 48

---



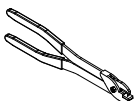
**300 90 011** SMART 48 MODULATOR DIM9



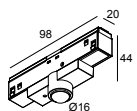
**300 90 012** SMART 48 MODULATOR WD

### Special components

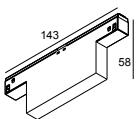
---



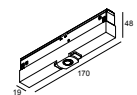
**200 12 01** TRACK 3F DIM CUTTING TOOL



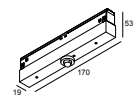
**21032 0040** M - WIRELESS PRESENCE AND DAYLIGHT SENSOR



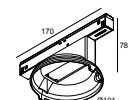
**21032 0085** M - WIRELESS CONTROL DIM5



**21032 0185** M - DALI PRESENCE AND DAYLIGHT SENSOR (BROADCAST)



**21032 0190** M - WIRELESS SENSOR HUB



**21032 0260** M26H - VOICE COMMAND GOOGLE HOLDER



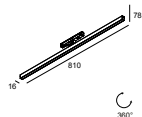
## SLM26H - PROFILE 2m B

23359 0020 B

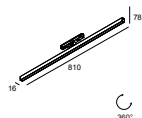
### COMPATIBLE LUMINAIRES

#### SHIFTLINE M26H - LED LINE OK

---



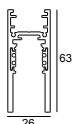
**29320 9205** M26H - LED LINE OK 927 DIM5



**29320 9305** M26H - LED LINE OK 930 DIM5

#### SHIFTLINE M26H profile

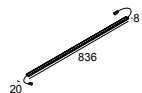
---



**23359 0030** SLM26H - PROFILE 3m

#### SHIFTLINE M26H/M44 - LED LINE UP

---



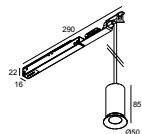
**23376 9200** M - LED LINE UP 80 FP 920



**23376 9300** M - LED LINE UP 80 FP 930

#### SPLITLINE M/SHIFTLINE M - CUPPA

---



**28814 9035** M - CUPPA C SOFT 93040 DIM5

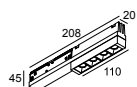


## SLM26H - PROFILE 2m B

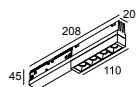
23359 0020 B

### SPLITLINE M/SHIFTLINE M - DOT.COM M4

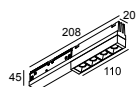
---



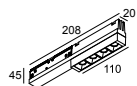
**424 612 04 921 MDL** M - DOT.COM M4 92714 MDL



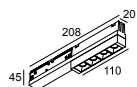
**424 612 04 922 MDL** M - DOT.COM M4 92732 MDL



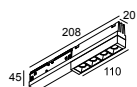
**424 612 04 923 MDL** M - DOT.COM M4 92751 MDL



**424 612 04 931 MDL** M - DOT.COM M4 93014 MDL



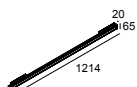
**424 612 04 932 MDL** M - DOT.COM M4 93032 MDL



**424 612 04 933 MDL** M - DOT.COM M4 93051 MDL

### SPLITLINE M/SHIFTLINE M - DOT.COM WALLWASH

---



**424 642 12 92 MDL** M - DOT.COM WALLWASH 12 927 MDL



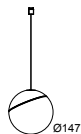
**424 642 12 93 MDL** M - DOT.COM WALLWASH 12 930 MDL

## SLM26H - PROFILE 2m B

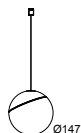
23359 0020 B

### SPLITLINE M/SHIFTLINE M - GIBBO

---



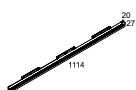
421 622 811 920 MDL M - GIBBO 927 MDL



421 622 811 930 MDL M - GIBBO 930 MDL

### SPLITLINE M/SHIFTLINE M - INFORM

---



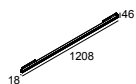
23384 9225 M - INFORM L11 92767 DIM5



23384 9325 M - INFORM L11 93067 DIM5

### SPLITLINE M/SHIFTLINE M - LED LINE

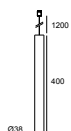
---



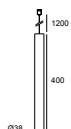
421 313 12 93 MDL M - LED LINE HE 1 x 25,2W MDL

### SPLITLINE M/SHIFTLINE M - MICROSPY 39 C

---



421 612 811 921 MDL M - MICROSPY 39 C 92745 MDL

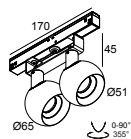


421 612 811 931 MDL M - MICROSPY 39 C 93045 MDL

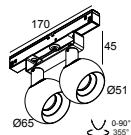
## SLM26H - PROFILE 2m B

23359 0020 B

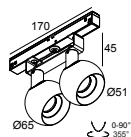
### SPLITLINE M20/SHIFTLINE M26H - BOWIE



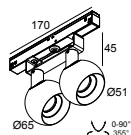
**26719 9225** M20/M26H - BOWIE 2 92725 DIM5



**26719 9235** M20/M26H - BOWIE 2 92737 DIM5

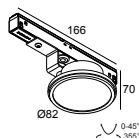


**26719 9325** M20/M26H - BOWIE 2 93025 DIM5

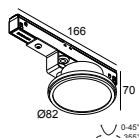


**26719 9335** M20/M26H - BOWIE 2 93037 DIM5

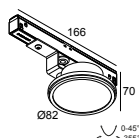
### SPLITLINE M20/SHIFTLINE M26H - HALOSCAN HP



**23144 9015** M20/M26H - HALOSCAN HP SOFT 93014 DIM5



**23144 9025** M20/M26H - HALOSCAN HP SOFT 93021 DIM5


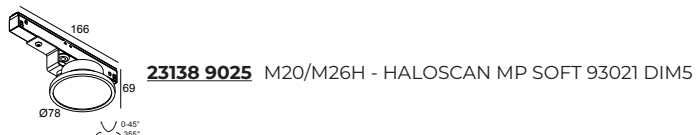
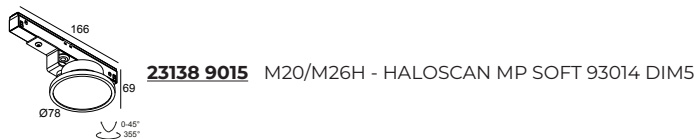


**23144 9035** M20/M26H - HALOSCAN HP SOFT 93035 DIM5

## SLM26H - PROFILE 2m B

23359 0020 B

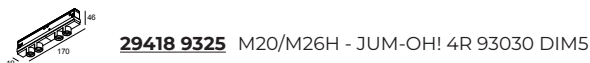
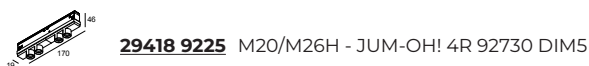
### SPLITLINE M20/SHIFTLINE M26H - HALOSCAN MP



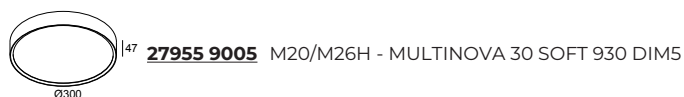
### SPLITLINE M20/SHIFTLINE M26H - HEDRA



### SPLITLINE M20/SHIFTLINE M26H - JUM-OH!



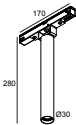
### SPLITLINE M20/SHIFTLINE M26H - MULTINOVA 30



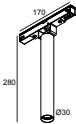
SLM26H - PROFILE 2m B

23359 0020 B

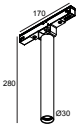
SPLITLINE M20/SHIFTLINE M26H - NEEDLE



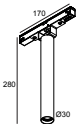
**25017 9215** M20/M26H - NEEDLE 92713 DIM5



**25017 9225** M20/M26H - NEEDLE 92733 DIM5

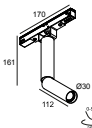


**25017 9315** M20/M26H - NEEDLE 93013 DIM5

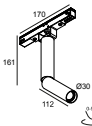


**25017 9325** M20/M26H - NEEDLE 93033 DIM5

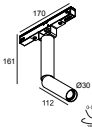
SPLITLINE M20/SHIFTLINE M26H - NEEDLE OK



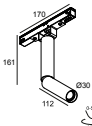
**25019 9215** M20/M26H - NEEDLE OK 92713 DIM5



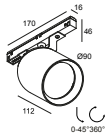
**25019 9225** M20/M26H - NEEDLE OK 92733 DIM5



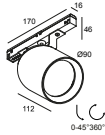
**25019 9315** M20/M26H - NEEDLE OK 93013 DIM5



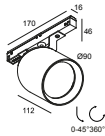
**25019 9325** M20/M26H - NEEDLE OK 93033 DIM5



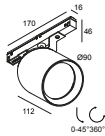
**30514 9225** M20/M26H - OBIN 92724 DIM5



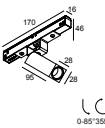
**30514 9235** M20/M26H - OBIN 92736 DIM5



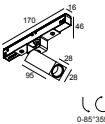
**30514 9325** M20/M26H - OBIN 93024 DIM5



**30514 9335** M20/M26H - OBIN 93036 DIM5



**29014 9225** M20/M26H - OCTAV 27 92730 DIM5

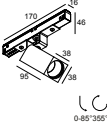


**29014 9325** M20/M26H - OCTAV 27 93030 DIM5

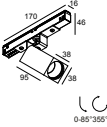
SLM26H - PROFILE 2m B

23359 0020 B

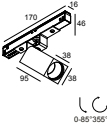
SPLITLINE M20/SHIFTLINE M26H - OCTAV 39



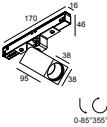
**29022 9225** M20/M26H - OCTAV 39 92720 DIM5



**29022 9235** M20/M26H - OCTAV 39 92740 DIM5

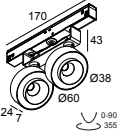


**29022 9325** M20/M26H - OCTAV 39 93020 DIM5

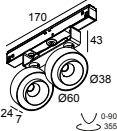


**29022 9335** M20/M26H - OCTAV 39 93040 DIM5

SPLITLINE M20/SHIFTLINE M26H - ODRON



**26219 9205** M20/M26H - ODRON 2 92728/41 DIM5



**26219 9305** M20/M26H - ODRON 2 93028/41 DIM5

SPLITLINE M20/SHIFTLINE M26H - PUNK



**471 151 811 921 MDL** M20/M26H - PUNK 39 92745 MDL

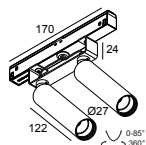


**471 151 811 931 MDL** M20/M26H - PUNK 39 93045 MDL

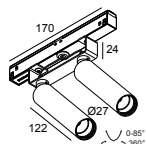
## SLM26H - PROFILE 2m B

23359 0020 B

### SPLITLINE M20/SHIFTLINE M26H - SPY 27

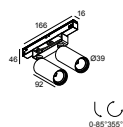


**23388 9225** M20/M26H - SPY 272 L 92730 DIM5

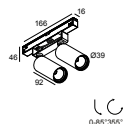


**23388 9325** M20/M26H - SPY 272 L 93030 DIM5

### SPLITLINE M20/SHIFTLINE M26H - SPY 39

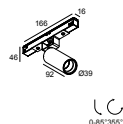


**23428 9025** M20/M26H - SPY 392 SOFT 93020 DIM5

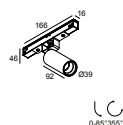


**23428 9035** M20/M26H - SPY 392 SOFT 93040 DIM5

### SPLITLINE M20/SHIFTLINE M26H - SPY 39 FOCUS

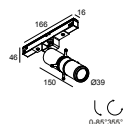


**23416 9205** M20/M26H - SPY 39 FOCUS 927 DIM5

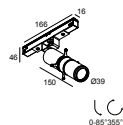


**23416 9305** M20/M26H - SPY 39 FOCUS 930 DIM5

### SPLITLINE M20/SHIFTLINE M26H - SPY 39 FRAMER

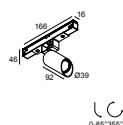


**23418 9205** M20/M26H - SPY 39 FRAMER 927 DIM5



**23418 9305** M20/M26H - SPY 39 FRAMER 930 DIM5

### SPLITLINE M20/SHIFTLINE M26H - SPY 39 WALLWASH



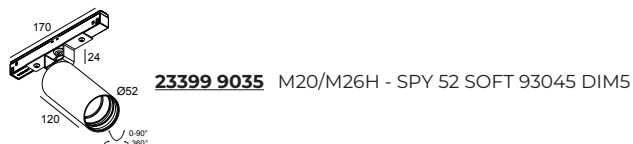
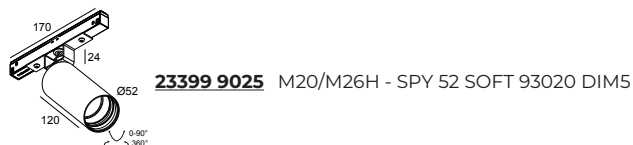
**23422 9005** M20/M26H - SPY 39 WALLWASH SOFT 930 DIM5



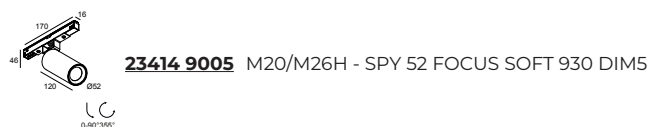
## SLM26H - PROFILE 2m B

23359 0020 B

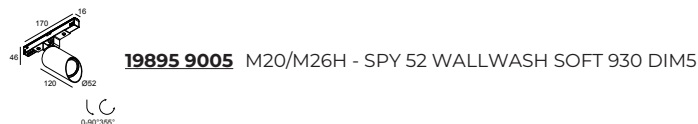
### SPLITLINE M20/SHIFTLINE M26H - SPY 52



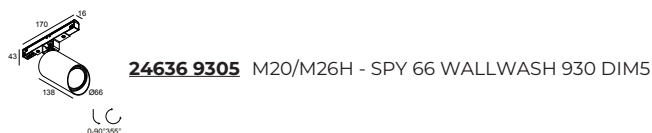
### SPLITLINE M20/SHIFTLINE M26H - SPY 52 FOCUS



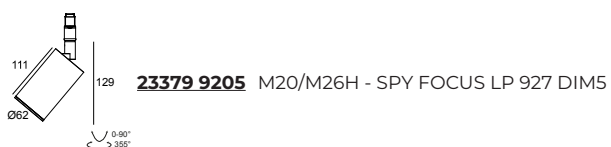
### SPLITLINE M20/SHIFTLINE M26H - SPY 52 WALLWASH



### SPLITLINE M20/SHIFTLINE M26H - SPY 66 WALLWASH



### SPLITLINE M20/SHIFTLINE M26H - SPY FOCUS



**SLM26H - PROFILE 2m B**

23359 0020 B

**SPLITLINE M20/SHIFTLINE M26H - TWEETER BL**



**421 522 811 920 MDL**
M20/M26H - TWEETER BL 927 MDL



**421 522 811 930 MDL**
M20/M26H - TWEETER BL 930 MDL

**SPLITLINE M20/SHIFTLINE M26H - VIZIR**



**473 152 811 922 MDL**
M20/M26H - VIZIR L 92733 MDL



**473 152 811 932 MDL**
M20/M26H - VIZIR L 93033 MDL

Notes: